

## **Structure of the Mass**

(Sacraments-Eucharist)

### **Description of Materials**

#### **1. Wooden box sized to contain the wooden tiles**

Titled: The Structure of the Mass

Exact size will depend on tile sizing

#### **2. Wooden tiles (49)**

Tiles are (approximately 1 1/8" x 2" of 1/4" wood) painted:

Green (for Liturgy of the Word)

- 6 green with underside plain wood
- 5 green with underside white
- 3 green with black writing
  - I Reading      Old Testament
  - II Reading     New Testament
  - III Reading    Gospel

The underside of these is white with designs (see patterns p.2)

Yellow (for Preparation of the Gifts)

- 5 yellow with underside plain wood
- 2 yellow with underside white
- 1 yellow with design for cruets with plain wood underside (see p.2)

Orange (for Eucharistic Prayer)

- 8 orange with underside plain wood
- 1 orange with underside white
- 4 orange with designs (see p.3 for patterns)
  - Hands for epiclesis
  - Large white host
  - Gold or silver chalice
  - Hands for offering

The underside of these is plain wood




Gray (for Communion)

- 8 grey with underside plain wood
- 2 grey with underside white
- 4 grey with designs (see p.3 for patterns)
  - "Our Father"
  - Gesture of peace
  - The broken bread
  - Small white host


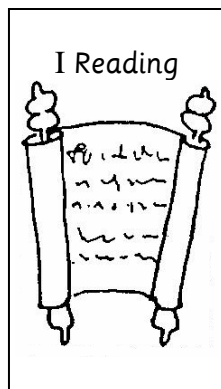
The underside of these is plain wood

## Patterns for tiles with designs


### Green Tile Designs



Underside of above tiles is white with designs indicated below.




### Yellow Tile Designs



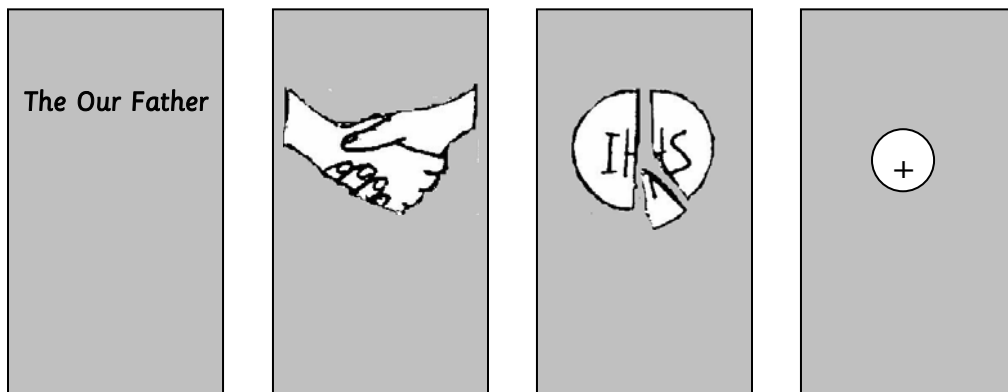
Underside is plain wood

### Orange Tile Designs



Underside is plain wood

### Gray Tile Designs



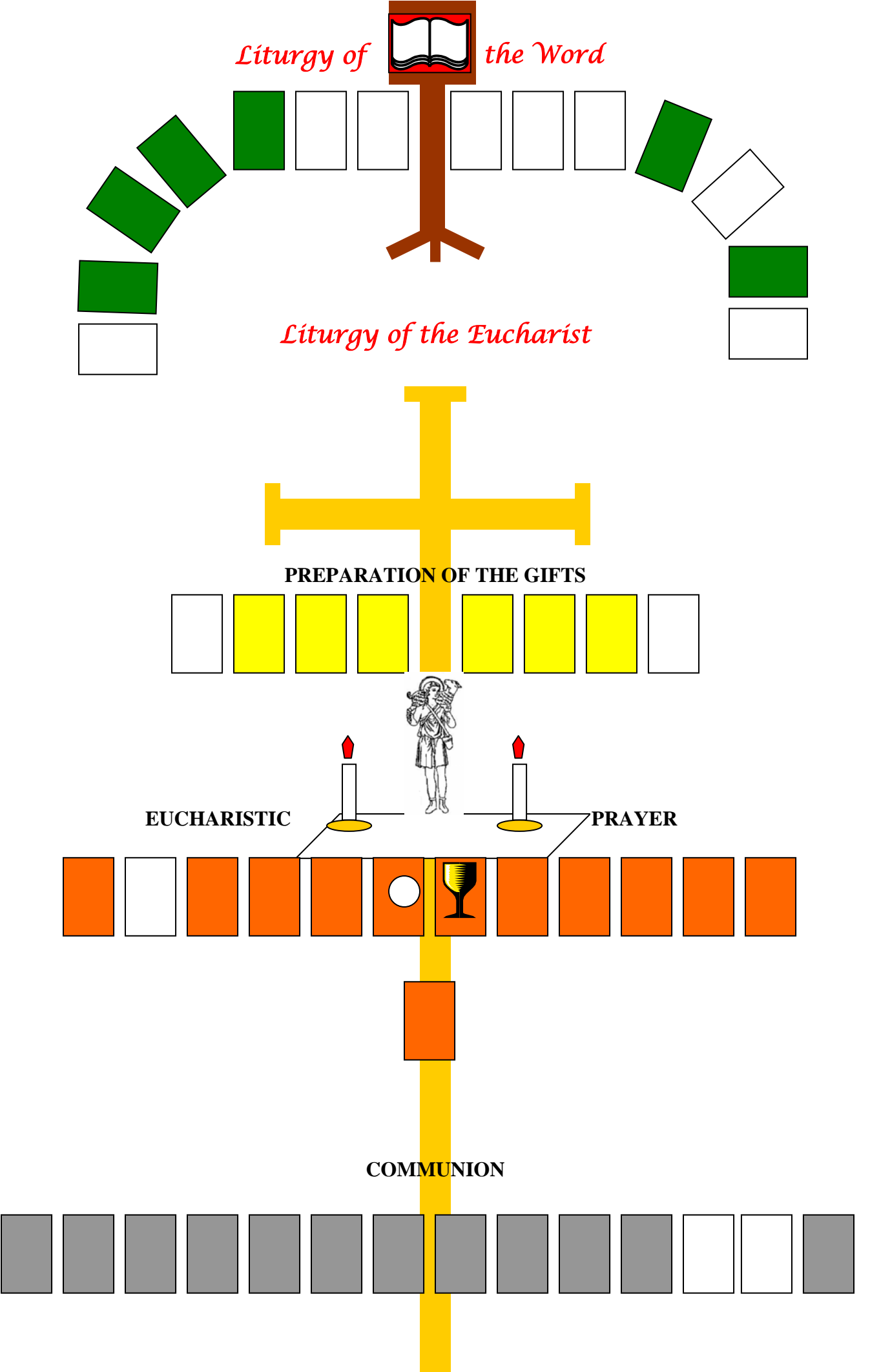
Underside is plain wood

### 3. Two charts (control and working or mute)

The two charts (approximately 19 x 34) are used for placement of the tiles. Full sized copies of both the control and working charts are available for order during the course. If you draw your chart please take care that the sizing for tiles is close to the wooden tile sizes you are using.

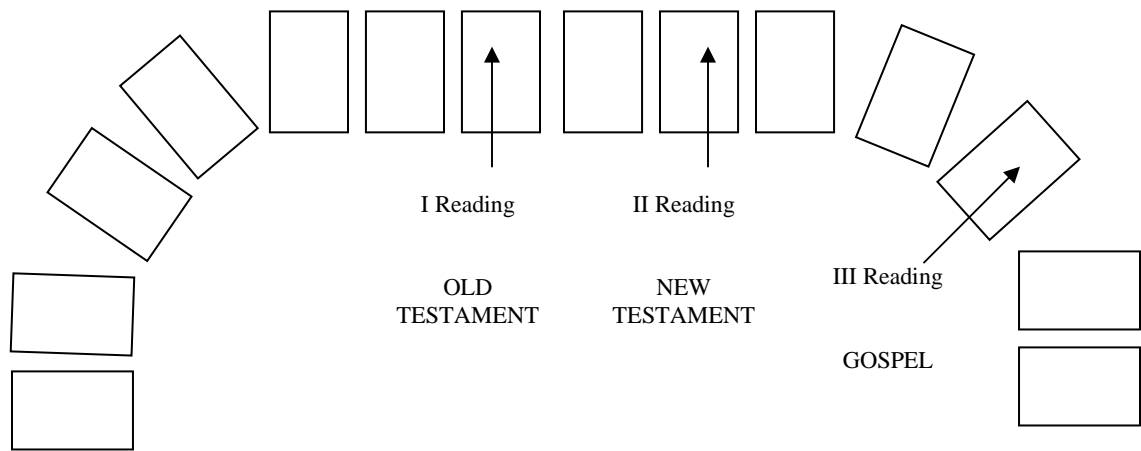
Coloring guide for control chart will follow on p.4 and for working chart on p.5. The pages for these are set up to print on legal sized paper.

THE HOLY MASS



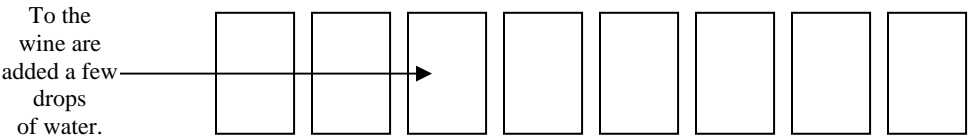
THE HOLY MASS

Liturgy of the Word



Liturgy of the Eucharist

PREPARATION OF THE GIFTS

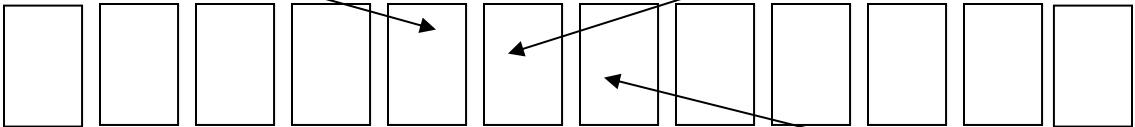


The Father is asked to send the Holy Spirit to transform the gifts of bread and wine.



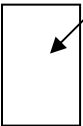
The priest repeats the words of Jesus at the Last Supper; the bread

EUCCHARISTIC PRAYER



and the wine become the Body and Blood of Jesus who gives all of himself to all people of all times.

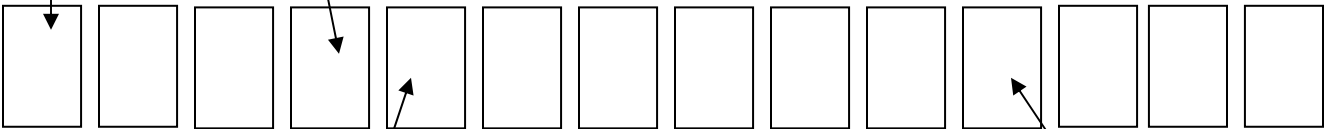
We offer ourselves, together with the Risen Christ for the glory of the Father.



and we show we are brothers and sisters by exchanging a sign of peace.

We join in prayer to the Father as Jesus taught us

COMMUNION



united by the One Broken Bread

that is the Body of Christ.